

# MOTIONCRAFT

2021 CATALOG



# MOTIONCRAFT

---

## AN AMERICAN TRADITION

---

A division of Sherrill Furniture, MotionCraft products have been MADE IN THE USA for over forty years by North Carolina craftsmen dedicated to producing quality upholstered, functional seating. We are America's leading manufacturer of comfortably stylish reclining products. MotionCraft...quality and styling you can depend on!



LEARN MORE ABOUT  
MOTIONCRAFT ONLINE




## TABLE OF CONTENTS

6	<b>Three Way Recliners</b>
16	<b>Custom Program: 44 Commerce Series</b>
18	<b>Wall Proximity Recliners, Sofas &amp; Sectionals</b>
22	<b>Custom Program: Nicholas and Alexander Series</b>
30	<b>Zero Wall Recliners, Sofas &amp; Sectionals</b>
32	<b>Portfolio 9000 Series</b>
38	<b>Sleeper Sofas</b>
44	<b>Sweet Dreams 8000 Series</b>
50	<b>Home Theater</b>
56	<b>Nail Trim</b>
57	<b>Custom Options</b>
58	<b>Finishes</b>
61	<b>Indexes</b>

## INTERACTIVE QR CODES

QR codes placed on section introductions link automatically to the corresponding website page. All you need is a mobile device with a camera.



Capture the QR code with your mobile device camera



Follow device prompt to launch web page

# Motion Furniture that doesn't look like motion

The core of the MotionCraft brand is the combination of comfort, easy to use functionality, versatility and incredible style. Motioncraft's innovative technology is paired with over 1000 fabrics and 100 leathers. It is the art of comfort with the spectrum of traditional to transitional style. Virtually all styles are available in Power and with MySeat wireless Bluetooth control.



MySeat Bluetooth control option is available for all Power reclining mechanisms.

3750 DUBLIN RECLINER  
See page 13

## 3 Way Recliners

SEE PAGE 6

MotionCraft's 3 way recliners combine timeless styling with extraordinary comfort. Our reclining mechanism supports the 3 basic positions of recline seating: Fully closed, TV and Full recline positions... just by pushing on the arms. When the Power option is specified, the chair supports infinite positions.

**Wall clearance:** 18 to 21 inches



FULLY CLOSED



RECLINED TV POSITION



FULLY RECLINED

## Wall Proximity Recliners, Sofas and Sectionals

SEE PAGE 18

MotionCraft's Wall Prox mechanism raises the bar on comfort! Only available with Power, this mechanism supports infinite positions. The power recline function allows you to open/close the chair to any position by pressing and releasing the activator switch (just like your car seat).

**Wall clearance:** 5 to 6 inches



FULLY CLOSED



RECLINED INFINITE POSITIONS

## Zero Wall Recliners, Sofas and Sectionals

SEE PAGE 30

MotionCraft's Zero Wall mechanism represents the pinnacle of comfort and design. The mechanism supports infinite positions and is fully enclosed within the framework. All motion occurs internally. This allows you to place the sofa or chair against the wall, additional wall clearance is NOT necessary.

**Wall clearance:** 0 inches

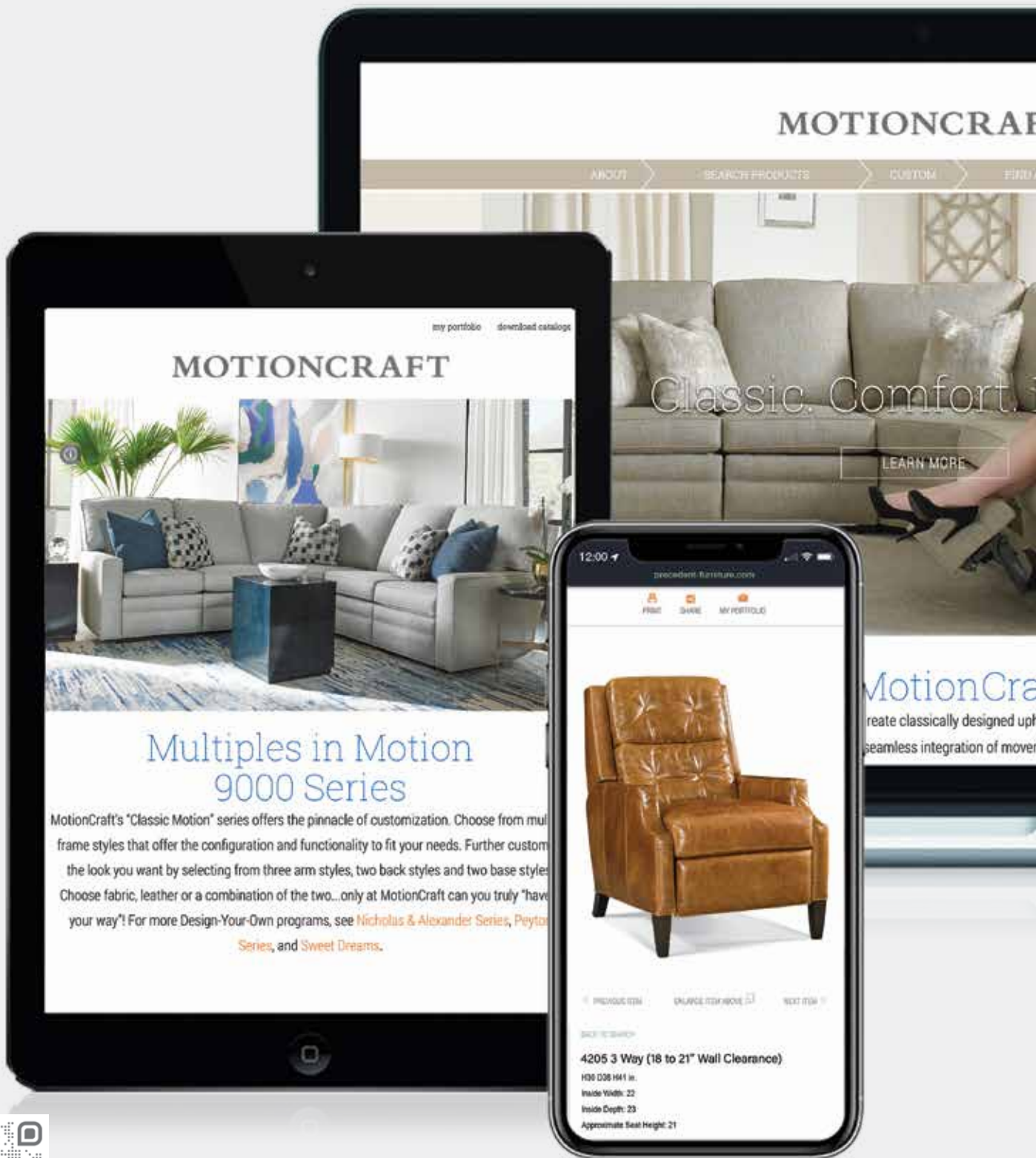


FULLY CLOSED

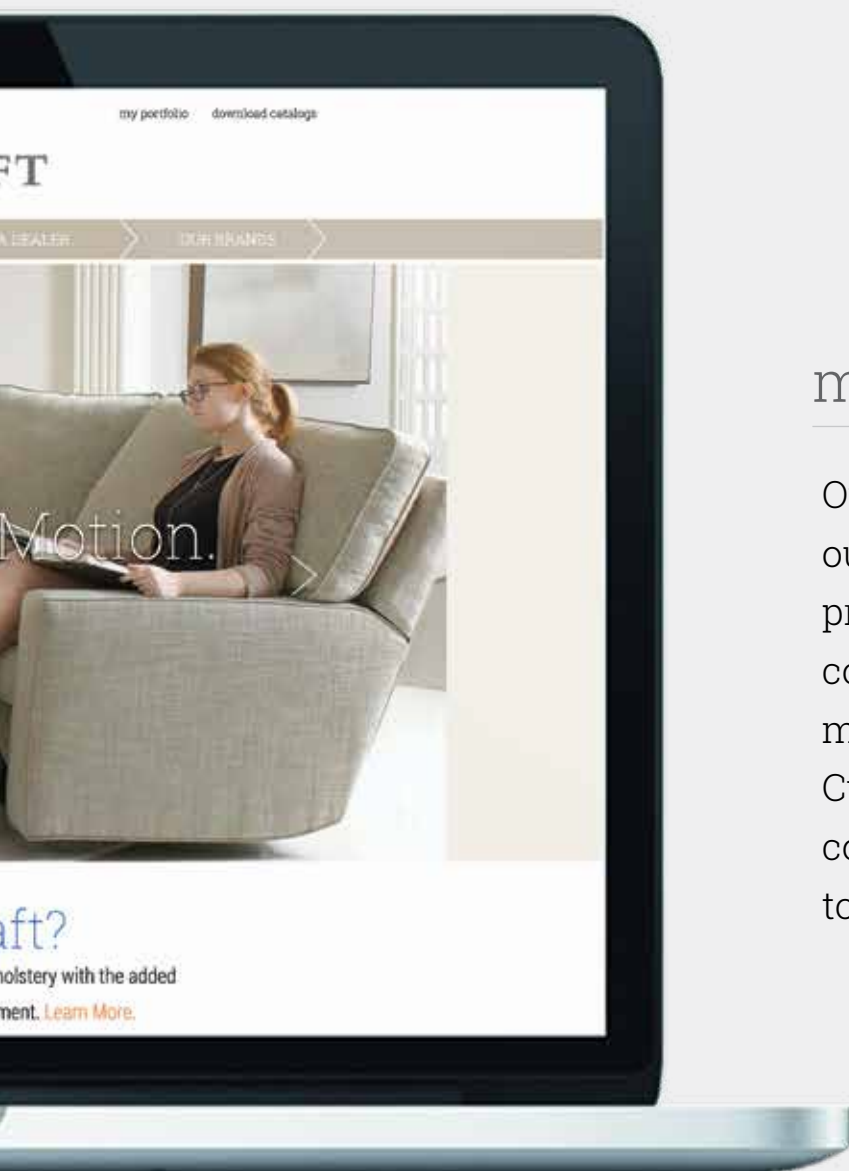


RECLINED INFINITE POSITIONS





LEARN MORE ABOUT  
MOTIONCRAFT ONLINE



## [motioncraft-furniture.com](http://motioncraft-furniture.com)

Our website allows you to search our amazing reclining items, view product specifications, download content, share information, and more. The site walks through each Custom Reclining Program and is constantly being updated. Visit us today to learn more.

### View Our Fabric Line

Sort through over 1,000 fabrics by color, collection and type. Share your swatches via social media or email.

### Learn More About Us

Did you know that every Motioncraft upholstery item is crafted in our North Carolina facility? Learn more about our capabilities and history.

### Download Custom Order Sheets

We make ordering any of our custom programs easy with downloadable order sheets that are ready to print, complete and order.

### Save Your Favorites

Log in and save your favorite Motioncraft items. With the ability to print, share, save and email the specs, we make it easy to organize your wish list.

# 3 Way Recliners



FULLY CLOSED



RECLINED TV POSITION



FULLY RECLINED

All 3-way recliners are standard with secondary footboard providing an additional 2 inches of foot support.



Leather



Fabric



Powered



MySeat



Articulating Headrest

OPTIONS AVAILABLE



VIEW ALL 3 WAY  
RECLINERS ONLINE

MotionCraft's 3 way reclining mechanism supports the 3 basic positions of recline seating: Fully closed, TV and Full recline positions just by pushing on the arms. When the Power option is specified, the chair supports infinite positions. All 3-way recliners are standard with secondary footboard providing an additional 2 inches of foot support.

Many of these styles are also available with an Articulating Headrest allowing the headrest to tilt forward in the recline position for additional comfort and/or TV viewing.

STANDARDS:

**Wall Clearance:** 18 to 21 inches

**Standard Finish:** Brown Mahogany

**Standard Release:** Push Back



ONE MOTOR RECLINER MECHANISM



TWO MOTOR RECLINER  
MECHANISM FOR POWER RECLINE  
AND POWER HEADREST



4205 EMERSON RECLINER

See page 13

3 WAY RECLINERS



## 3 WAY RECLINERS



### 1002 LOGAN RECLINER

H43 W30 D36  
Arm H25 Seat H20 W20 D22  
Wall Clearance: 18"  
Overall Layout: 68"  
Semi-Attached Back



### 1003 DOUGLAS RECLINER

H43 W38 D40  
Arm H27 Seat H21 W23 D20  
Semi-Attached Back  
Wall Clearance: 18"  
Overall Layout: 70"  
Nail Trim: #1FN Standard



### 1220 AUSTIN RECLINER

H45 W39 D40  
Arm H27 Seat H20 W23 D20  
Wall Clearance: 18"  
Overall Layout: 70"  
Semi-Attached Back  
Nail Trim: #1FN Standard



### 1280 HOUSTON RECLINER

H45 W39 D40  
Arm H27 Seat H20 W23 D20  
Wall Clearance: 18"  
Overall Layout: 71"  
Tight Back  
Nail Trim: #1FN Standard



### 1650 WRIGHT RECLINER

H40 W32 D43  
Arm H25 Seat H19 W21 D21  
Wall Clearance: 17"  
Overall Layout: 70"  
Tufted Back  
Nail Trim: #1FN Standard  
Standard and only available  
with wand activator



### 1660 TRUMAN RECLINER

H40 W34 D40  
Arm H26 Seat H20 D22 W20  
Tufted Back  
Standard Finish: Winchester  
Nail Trim: #1FN Standard  
Wall Clearance: 18"  
Overall Layout: 71"  
Standard Release: Push Back

**1760 ATTORNEY RECLINER**

H43 W34 D38  
 Arm H26 Seat H20 W21 D19  
 Wall Clearance: 17"  
 Overall Layout: 64"  
 Semi-Attached Back  
 Nail Trim: #1FN Standard on  
 Leather Only

**1769 BERLIN RECLINER**

H45 W41 D37  
 Arm H26 Seat H21 W21 D22.5  
 Wall Clearance: 18"  
 Overall Layout: 70"  
 Semi-Attached Back  
 Nail Trim: #1FN Standard

**1810 JACKSON RECLINER**

H41 W37 D42  
 Arm H25 Seat H19 W22 D20  
 Wall Clearance: 18"  
 Overall Layout: 66"  
 Semi-Attached Back  
 Nail Trim: #1FN French Natural  
 Standard  
 Brass Ferrule Standard

**1870 TAYLOR RECLINER**

H44 W30 D38  
 Arm Height: 26" Seat H20 W21 D23  
 Wall Clearance: 18"  
 Overall Layout: 64"  
 Tight Back

**1887 GREENWICH RECLINER**

H43 W34 D37  
 Arm H26 Seat H21 W21 D22  
 Wall Clearance: 18"  
 Overall Layout: 66"  
 Tufted Back  
 Nail Trim: #1FN Standard

**2110 MARCO RECLINER**

H43 W30 D35  
 Arm H26 Seat H21 W23 D21  
 Wall Clearance: 18"  
 Overall Layout: 66"  
 Tight Back  
 Nail Trim: #2N Standard





7520 MONTAUK RECLINER  
See page 14



### 2210 LONDON RECLINER

H42 W30 D37  
Arm H26 Seat H20 W23 D18  
Wall Clearance: 18"  
Overall Layout: 65"  
Semi-Attached Back  
Nail Trim: #1FN Standard



### 2375 MERINO RECLINER

H39 W29 D40  
Arm H24 Seat H21 W22 D21  
Wall Clearance: 17"  
Overall Layout: 70"  
Semi-Attached Back  
Nail Trim: #1FN Standard



### 2420 HENLEY RECLINER

H39 W32 D40  
Arm H24 Seat H20 W22 D21  
Wall Clearance: 16"  
Overall Layout: 68"  
Semi-Attached Back  
Nail Trim: #1FN Standard



### 2510 BELMONT RECLINER

H44 W33 D38  
Arm H26 Seat H21 W21 D20  
Wall Clearance: 18"  
Overall Layout: 67"  
Semi-Attached Back  
Nail Trim: #1FN Standard



### 2610 KIAWAH RECLINER

H44 W32 D38  
Arm H25 Seat H21 W21 D20  
Wall Clearance: 18"  
Overall Layout: 67"  
Semi-Attached Back  
Nail Trim: # 1FN Standard



### 3370 GEORGETOWN RECLINER

H43 W31 D42  
Arm H27 Seat H19 W20 D20  
Wall Clearance: 16"  
Overall Layout: 68"  
Semi-Attached Back  
Nail Trim: #1FN Standard  
Brass Ferrule Standard



5620 SOHO RECLINER

See page 14



**3371 CHARLESTON RECLINER**

H43 W31 D42  
 Arm H27 Seat H19 W20 D20  
 Wall Clearance: 16"  
 Overall Layout: 68"  
 Semi-Attached Back  
 Nail Trim: #1FN Standard

**3750 DUBLIN RECLINER**

H44 W38 D30  
 Arm H25 Seat H18 W19 D21  
 Wall Clearance: 20"  
 Overall Layout: 67"  
 Semi-Attached Back  
 Nail Trim: #1FN Standard

**3760 MARTINI RECLINER**

H43 W38 D30  
 Arm H25 Seat H19 W21 D22  
 Wall Clearance: 20"  
 Overall Layout: 67"  
 Tight Back

**3920 BRADLEY RECLINER**

H40 W30 D35  
 Arm H24 Seat H20 W21 D19  
 Wall Clearance: 19"  
 Overall Layout: 66"  
 Attached Back  
 Nail Trim: #1FN Standard

**4205 EMERSON RECLINER**

H41 W38 D30  
 Arm H25 Seat H21 W23 D22  
 Wall Clearance: 18"  
 Overall Layout: 63"  
 Semi-Attached Back

**4205EP EMERSON POWER RECLINER WITH HEADREST EXTENSION**

H41 W38 D30  
 Arm H25 Seat H21 W23 D22  
 Wall Clearance: 18"  
 Overall Layout: 68"  
 Semi-Attached Back

**4205EP EMERSON POWER RECLINER**  
Headrest Extension  
Reclined TV Position

## 3 WAY RECLINERS



### 5060 RETRO RECLINER

H42 W28 D36  
Arm H25 Seat H18 W22 D21  
Wall Clearance: 20"  
Overall Layout: 64"  
Tight Back



### 5610 URBAN SWIVEL RECLINER

H43 W31 D36  
Arm H25 Seat H18 W22 D18  
Attached Back and Seat  
Wall Clearance: 20"  
Total Clearance: 64"



### 5620 SOHO RECLINER

H43 W36 D36  
Arm H25 Seat H18 W22 D18  
Wall Clearance: 20"  
Total Clearance: 64"  
Attached Back and Seat



### 6007 HARRISON RECLINER

H43 W32 D37  
Arm H25 Seat H19 W22 D19  
Wall Clearance: 18"  
Overall Layout: 70"



### 7510 HUNTER RECLINER

H42 W32 D39  
Arm H25 Seat H21 W21 D21  
Wall Clearance: 18"  
Overall Layout: 67"  
Tight Back  
Nail Trim: #1FN Standard



### 7520 MONTAUK RECLINER

H44 W38 D33  
Arm H25 Seat H21 W20 D21  
Wall Clearance: 21"  
Overall Layout: 67"  
Tight Back  
Nail Trim: #1FN Standard



6007 HARRISON RECLINER

See page 14



44 COMMERCE SERIES CONFIGURABLE RECLINER

1 CHOOSE FABRIC OR LEATHER



Fabric or Leather	44 Series	Arm	Back	Leg	Manual or Power	Optional Articulating Headrest
<input type="checkbox"/>	<input type="checkbox"/>	<input type="checkbox"/>	<input type="checkbox"/>	<input type="checkbox"/>	<input type="checkbox"/>	<input type="checkbox"/>

**Example:** L44RBMPPH =  
L-LEATHER, 44 Commerce Series, R- Rolled Arm, B-Traditional Wing & Bustle Back, M-Modern Leg, P-Power, H-Headrest Articulating.

**Standard Dimensions:**  
Overall: H45 W33 D38 in.  
Inside: H21 W21 D20 in.  
Standard Finish: Brown Mahogany  
#1FN nails Standard around base on all styles.  
#1FN nails Standard around arm panels on C, L & R arm options.  
Total Layout: 68 in.  
Wall Clearance: 18 in.

2 CHOOSE YOUR ARM STYLE



**C=Cap Arm**  
#1FN Standard Base and Arm Cap



**F=Flare Arm**  
#1FN Standard Base Only



**L=Lawson**  
#1FN Standard Base and Arm Panel



**T=Track**  
#1FN Standard Base Only



**S=Sock**  
#1FN Standard Base Only



**R=Rolled Arm**  
#1FN Nails Spaced Base And Arm Panels




3

## CHOOSE YOUR BACK STYLE

A=Traditional Wing  
Single BackB=Traditional Wing  
Bustle BackC=Contemporary Wing  
Single BackD=Contemporary Wing  
Bustle Back

4

## LEG STYLE



M=Modern Leg

5

## MANUAL OR POWER CONTROL

6

## OPTIONAL ARTICULATING HEADREST

VIEW 44 SERIES  
RECLINERS ONLINE

# Wall Proximity Recliners, Sofas and Sectionals



FULLY CLOSED



RECLINED INFINITE POSITIONS



Leather



Fabric



Powered



MySeat



Articulating  
Headrest

OPTIONS AVAILABLE



VIEW ALL  
WALL PROXIMITY  
PRODUCTS ONLINE

**W**all Proximity is only available with Power. The power recline function allows you to open/close the chair to infinite positions by pressing and releasing the activator switch (just like your car seat).

## STANDARDS:

**All standard and only available Powered**

**All available as:**

- 51 Power Wall Hugger recliner
- 71 Power Glider recliner
- 72 Power Swivel Glider recliner

**Wall Clearance:**

- Wall Hugger: 5 to 6 inches
- Glider and Swivel Glider: 12 inches

**Standard Release:** Button



ONE MOTOR RECLINER MECHANISM



TWO MOTOR RECLINER MECHANISM  
FOR POWER RECLINE  
AND HEADREST



7021PTB NICHOLAS POWER LEFT ARM FACING LOVESEAT  
7028XXB NICHOLAS CORNER WEDGE  
7022PTB NICHOLAS POWER RIGHT ARM FACING LOVESEAT  
See page 27

## WALL PROXIMITY RECLINERS



Leather



Fabric



Powered



MySeat



Articulating Headrest

### 6651P METRO WALL HUGGER RECLINER

H42 W36 D37

Arm H25 Seat H19 W22 D20

Wall Clearance: 12"

Total Layout: 71"

Semi-Attached Back

Optional Center-Mounted Articulating Headrest

ALSO AVAILABLE:

**6671P METRO POWER GLIDER RECLINER**

**6672P METRO POWER SWIVEL GLIDER RECLINER**



Leather



Fabric



Powered



MySeat

### 7051 NICHOLAS WALL HUGGER RECLINER

H41 W38 D37

Arm H25 Seat H20 W25 D20

Wall Clearance: 12"

Total Layout: 71"

Semi-Attached Back

OPTIONS SHOWN:

Mechanism: P-Power

Arm: S-Sock

Back: B-Boxed

See page 24 for program details

ALSO AVAILABLE:

**70571P NICHOLAS POWER GLIDER RECLINER**

**70572P NICHOLAS POWER SWIVEL GLIDER RECLINER**



Leather



Fabric



Powered



MySeat

### 7151PRK ALEXANDER POWER WALL HUGGER RECLINER

H41 W38 D37

Arm H25 Seat H20 W38 D20

Wall Clearance: 4"

Total Layout: 71 in.

Semi-Attached Back

OPTIONS SHOWN:

Mechanism: P-Power

Arm: R-Rolled

Back: K-Knife

See page 24 for program details

ALSO AVAILABLE:

**71571P ALEXANDER POWER GLIDER RECLINER**

**71572P ALEXANDER POWER SWIVEL GLIDER RECLINER**



Fabric



Powered



MySeat

### 75051P MISTY POWER WALL HUGGER RECLINER

H41 W37 D41

Arm H25 Seat H20 W22 D19

Wall Clearance: 4"

Total Layout: 71"

Semi-Attached Back

ALSO AVAILABLE:

**75071P MISTY POWER GLIDER RECLINER**

**75072P MISTY POWER SWIVEL GLIDER RECLINER**



Fabric



Powered



MySeat

**75551P CATHY  
POWER WALL HUGGER RECLINER**

H38 W32 D38  
Arm H25 Seat H20 W23 D20  
Wall Clearance: 4"  
Total Layout: 71"  
Semi-Attached Back

ALSO AVAILABLE:

**75571P CATHY POWER GLIDER RECLINER**  
**75572P CATHY POWER SWIVEL GLIDER RECLINER**



Leather



Fabric



Powered



MySeat

**76051P TRISTAN POWER  
WALL HUGGER RECLINER**

H41 W33 D39  
Arm H24 Seat H20 W23 D19  
Wall Clearance: 4"  
Total Layout: 71 in.  
Semi-Attached Back  
Nail Trim: #1FN Standard

ALSO AVAILABLE:

**76071P TRISTAN POWER GLIDER RECLINER**  
**76072P TRISTAN POWER SWIVEL GLIDER RECLINER**



Leather



Fabric



Powered



MySeat

Articulating  
Headrest

**66030P METRO DUAL POWER RECLINING SOFA**

H42 W82 D38  
Arm H25 Seat H19 W72 D21  
Wall Clearance: 4"  
Total Layout: 71"  
Semi-Attached Back

ALSO AVAILABLE:

**66020P METRO DUAL POWER RECLINING LOVESEAT**

H42 W60 D38  
Arm H25 Seat H19 W50 D21  
Wall Clearance: 4"  
Total Layout: 71"  
Semi-Attached Back



**66030P METRO DUAL POWER RECLINING SOFA**

Shown with Articulating Headrest in Reclined TV Position



## NICHOLAS & ALEXANDER SERIES

7021PTB NICHOLAS POWER LEFT ARM FACING LOVESEAT  
7028XXB NICHOLAS CORNER WEDGE  
7022PTB NICHOLAS POWER RIGHT ARM FACING LOVESEAT  
See page 27





The Nicholas and Alexander Series allows you to select a variety of options. Choose your cushion type, arm style, back treatment and mechanism. Design your own Sofa, Loveseat, Sectional configuration, or Home Theater set up.

## 5 EASY STEPS

1

SELECT -70 (ARM TO THE FRONT) OR -71 (T-CUSHION) SERIES

2

CHOOSE FROM MULTIPLE FRAME STYLES

3

SELECT YOUR COMFORT REACH MECHANISM TYPE

4

SELECT YOUR ARM STYLE

5

SELECT YOUR BACK STYLE



VIEW NICHOLAS  
& ALEXANDER  
SERIES ONLINE

1 CHOOSE YOUR SERIES -70 NICHOLAS OR -71 ALEXANDER



70-SERIES: Nicholas  
Arm to the Front



71-SERIES: Alexander  
T-Cushion

All styles are available in your choice of Fabric or Leather.  
If you choose Leather, use the L prefix in front of your style number.  
Otherwise, leave blank.

Leather      70 or 71 Series      Frame Style      Mechanism      Arm      Back

☐      ☐ ☐ - ☐ ☐ - ☐ ☐ ☐

Example: L7051PSK =

L-LEATHER, 70 Series, 51 Wall Hugger Power Recliner, P-Power, S-Sock Arm, K-Knife Back

Standard Dimensions:

Height: 41 in.  
Overall Depth: 37 in.  
Seat Depth: 20 in.  
Total Layout: 71 in.  
Approx. Seat Height: 20 in  
Semi-Attached Back  
Loose Seat

Wall Clearance:

Wall Hugger: 5 to 6 inches  
Glider and Swivel Glider: 12 inches


Standard Release: Button

Standard Throw Pillow size is #21WR.

Fabric styles standard with Throw Pillows are sketched accordingly below.  
Throw Pillows are not standard if style is in leather.


X = option not available.

2 CHOOSE YOUR FRAME STYLE



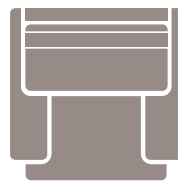
☐ ☐ - ☐ 5 ☐ 1 - P ☐ ☐

Wall Hugger Power Recliner  
W39



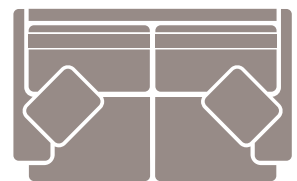
☐ ☐ - ☐ 7 ☐ 1 - P ☐ ☐

Glider Power Recliner  
W39



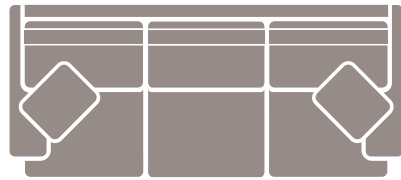
☐ ☐ - ☐ 7 ☐ 2 - P ☐ ☐

Swivel Glider Power Recliner  
W39



☐ ☐ - ☐ 2 ☐ 0 - P ☐ ☐

Dual Reclining Power Loveseat  
W64



☐ ☐ - ☐ 3 ☐ 0 - P ☐ ☐

Dual Reclining Power Sofa  
W89



☐ ☐ - ☐ 1 ☐ 1 - P ☐ ☐

Left Arm Power Recliner  
W31



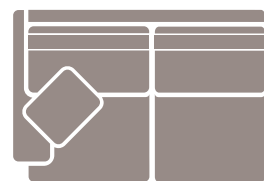
☐ ☐ - ☐ 1 ☐ 2 - P ☐ ☐

Right Arm Power Recliner  
W31



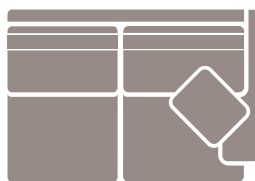
☐ ☐ - ☐ 1 ☐ 6 - P ☐ X ☐

Armless Power Recliner  
W25



☐ ☐ - ☐ 2 ☐ 1 - P ☐ ☐

Left Arm Reclining Power Loveseat  
W57



☐ ☐ - ☐ 2 ☐ 2 - P ☐ ☐

Right Arm Reclining Power Loveseat  
W57



☐ ☐ - ☐ 1 ☐ 3 - X ☐ X ☐

Armless Chair  
STATIONARY  
W25



☐ ☐ - ☐ 0 ☐ 1 - X ☐ ☐

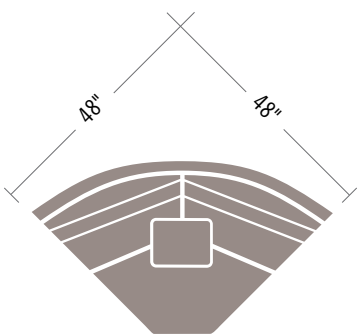
Left Arm Chaise  
STATIONARY  
W30 D62 Seat D45





□□ - 0 2 - X □ □

Right Arm Chaise  
STATIONARY  
W30 D62 Seat D45



□□ - 2 8 - X X □

Wedge  
STATIONARY  
W69



□□ - 4 8 - X X □

Square Corner  
STATIONARY  
W39



70098 Barry  
Home Theater  
Connecting Console  
W15 D36 H26



70099 Benjamin  
Home Theater  
Connecting Wedge  
W15/22 D36 H26

3

### COMFORT REACH MECHANISM TYPE



P - Power



MySeat Bluetooth control  
option is available for all  
Power reclining mechanisms.

4

### CHOOSE YOUR ARM (Shown on Alexander frames)



R = Rolled  
(Standard with #2N Nails)



S = Sock



T = Track

5

### CHOOSE YOUR BACK



B = Boxed



K = Knife



#### 7151PSK ALEXANDER WALL HUGGER RECLINER

H41 W38 D37  
 Arm H25 Seat H20 W25 D20  
 Semi-Attached Back  
 Wall Clearance: 12"

OPTIONS SHOWN:  
 Mechanism: P-Power  
 Arm: S-Sock  
 Back: K-Knife Back

ALSO AVAILABLE:  
 7171P ALEXANDER POWER GLIDER RECLINER  
 7172P ALEXANDER POWER SWIVEL GLIDER RECLINER



#### L7030PTB NICHOLAS DUAL RECLINING SOFA

H41 W89 D37  
 Arm H25 Seat H20 W70 D20  
 Wall Clearance: 4"  
 Semi-Attached Back  
 Standard Throw Pillows: (2) #21 WR (Fabric Only)

OPTIONS SHOWN:  
 Mechanism: P-Power  
 Arm: T-Track  
 Back: B-Box Back



#### 7020PRK NICHOLAS DUAL POWER RECLINING LOVESEAT

H41 W64 D37  
 Arm H25 Seat H20 W48 D20  
 Wall Clearance: 4"  
 Semi-Attached Back  
 Nail Trim: #2N Standard on Roll Arm Only  
 (Front Panel Only)  
 Standard Throw Pillows: (2) #21 WR (Fabric Only)

OPTIONS SHOWN:  
 Mechanism: P-Power  
 Arm: R-Rolled  
 Back: K-Knife Edge Back  
 Shown with Optional #2P Nails





**7121PSB ALEXANDER LEFT ARM FACING  
DUAL RECLINING LOVESEAT**

H41 W57 D37  
Arm H25 Seat H20 W49 D20  
Wall Clearance: 4"

**7102XSB ALEXANDER RIGHT ARM FACING CHAISE**

H41 W30 D62  
Arm H25 Seat H20 W27 D45

**OPTIONS SHOWN:**

Mechanism: P-Power on 7121-PSB  
Mechanism: X-Option Not Available  
on 7102-XSB  
Arm: S-Sock  
Back: B-Box Back  
Semi-Attached Back  
Standard Throw Pillows: (2) #21 WR (Fabric Only)



**7021PTB NICHOLAS POWER LEFT ARM FACING LOVESEAT**

H41 W57 D37  
Arm H25 Seat H20 W49 D20

**7028XXB NICHOLAS STATIONARY WEDGE**

H41 W69 D37  
Seat H20 D20

**7022PTB NICHOLAS POWER RIGHT ARM FACING LOVESEAT**

H41 W57 D37  
Arm H25 Seat H20 W49 D20

Semi-Attached Back  
Standard Throw Pillows:  
(2) #21 WR (Fabric Only)  
Wall Clearance: 4"

**OPTIONS SHOWN:**

Mechanism: P-Power on 7021-PSB  
Nicholas Power LAF Reclining Loveseat and  
7022-PTB Nicholas Power LAF Reclining Loveseat  
Mechanism: X-Option Not Available  
on 7028-XXB RAF Nicholas Stationary Wedge  
Arm: T-Track  
Back: B-Box Back

7170PRK ALEXANDER POWER DUAL GLIDING RECLINING LOVESEAT

7130PRK ALEXANDER POWER DUAL RECLINING SOFA

See page 24

5060 RETRO RECLINER

See page 14







# Zero Wall Recliners, Sofas and Sectionals



FULLY CLOSED



RECLINED INFINITE POSITIONS



Leather



Fabric



Powered



MySeat

OPTIONS AVAILABLE

**M**otionCraft's Zero Wall mechanism represents the pinnacle of comfort and design. The mechanism is fully enclosed within the framework of the sofa or chair. All motion occurs internally. This allows you to place the sofa or chair against the wall; additional wall clearance is not necessary.

STANDARDS:

**Wall Clearance:** 0 inches

**Standard Finish:** Brown Mahogany

**Standard Release:** Button

**Only available in Power**



ONE MOTOR RECLINER MECHANISM



TWO MOTOR RECLINER MECHANISM  
FOR POWER RECLINE AND  
HEADREST



VIEW ALL ZERO WALL  
PRODUCTS ONLINE





9021PTBU LEFT ARM FACING LOVE SEAT POWER RECLINER  
9028 WEDGE  
9022PTBU RIGHT ARM FACING LOVE SEAT POWER RECLINER  
Shown with 3 additional throw pillows  
See page 37



**20910P MONTERAY  
ZERO WALL POWER RECLINER**  
H39 W34 D39  
Arm H26 Seat H20 D20  
Wall Clearance: 0"  
Total Layout: 59"  
Semi-Attached Back



**3780P BEAUFORT  
ZERO WALL POWER RECLINER**  
H42 W34 D37  
Arm H25 Seat H19 W22 D20  
Wall Clearance: 0"  
Overall Layout: 64"  
Semi-Attached Back  
Nail Trim: #1FN Standard



**9010PSBU ZERO WALL  
POWER RECLINER**  
H39 W42 D39  
Arm H25 Seat H20 W20 D20  
Wall Clearance: 0"  
Overall Layout: 59"  
Semi-Attached Back  
OPTIONS SHOWN:  
Arm: S-Sock  
Back: B-Box Back  
Base: U-Upholstered

## PORTFOLIO 9000 SERIES



9010P PORTFOLIO CHAIR POWER RECLINER  
L9030PSB PORTFOLIO SOFA POWER RECLINER  
Shown with 2 additional throw pillows  
See page 37





MotionCraft's 9000 Series offers the pinnacle of customization and functionality utilizing our Zero Wall mechanism which allows full recline capabilities within a fully upholstered exterior (all motion occurs within the frame). Only available powered.

#### 4 EASY STEPS

1

CHOOSE FROM MULTIPLE FRAME STYLES

2

SELECT AN ARM STYLE

3

CHOOSE A BACK STYLE

4

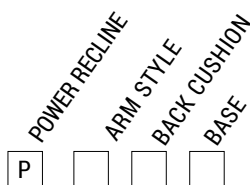
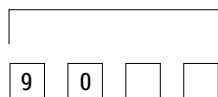
SELECT A BASE STYLE



VIEW PORTFOLIO 9000  
SERIES ONLINE

# PORTFOLIO 9000 SERIES

FIRST FOUR DIGITS  
INDICATE THE FRAME



**Example:** 9030PTBU = Zero Wall Power Recliner Sofa  
Sofa Power Recliner  
P-Power, Track Arm, Box Back, Upholstered Base

Recliners require ZERO wall clearance.  
Standard release: Button

## Standard Dimensions:

All Frames have the same overall dimensions unless otherwise noted.\*

Overall Depth:	39"	Seat Depth:	20"
Overall Height:	39"	Arm Height:	25"
Seat Height:	20"		

1

## CHOOSE YOUR FRAME STYLE



9010P-□□□  
Chair Power Recliner  
W42



9011P-□□□  
Left Arm Facing  
Chair Power Recliner  
W36  
Standard: (1) #21 WR 21" Pillow



9012P-□□□  
Right Arm Facing  
Chair Power Recliner  
W36  
Standard: (1) #21 WR 21" Pillow



9013-□□□  
Armless Chair  
STATIONARY  
W27  
Pillows N/A



9016 P-□□□  
Armless Chair  
Power Recliner  
W27  
Pillows N/A



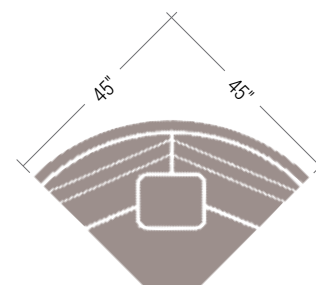
9020P-□□□  
Love Seat Power Recliner  
W65  
Standard: (2) #21 WR 21" Pillows



9021P-□□□  
Left Arm Facing  
Love Seat Power Recliner  
W57  
Standard: (1) #21 WR 21" Pillow



9022P-□□□  
Right Arm Facing  
Love Seat Power Recliner  
W57  
Standard: (1) #21 WR 21" Pillow



9028-□□□  
Wedge  
STATIONARY  
W69  
Standard: (1) #21 WR 21" Pillow



9030P-□□□  
Sofa Power Recliner  
W86  
Standard: (2) #21 WR 21" Pillows



9031P-□□□  
Power Left Arm Facing Recliner Sofa  
W80  
Standard: (1) #21 WR 21" Pillow



9032P-□□□  
Power Right Arm Facing Recliner Sofa  
W80  
Standard: (1) #21 WR 21" Pillow



2

## CHOOSE YOUR ARM STYLE



S - Sock Arm

☐ S ☐ ☐


R - Rolled Arm\*

☐ R ☐ ☐

\*#2N BRASS NAIL TRIM STANDARD  
WHEN ORDERED IN LEATHER



T - Track Arm\*\*

☐ T ☐ ☐

\*\*TRACK ARM WIDTH IS 3" SHORTER PER ARM

\*NOTE:

THROW PILLOWS ARE STANDARD ON FABRIC UPHOLSTERED FRAMES. THROW PILLOWS NOT STANDARD ON LEATHER UPHOLSTERED FRAMES. R AND S ARM SOFAS = 86". T ARM SOFAS = 80"  
TRACK ARM WIDTH IS 3" SHORTER PER ARM.

3

## SELECT A BACK CUSHION



B - Box Edge Back Cushion

☐ B ☐

BACK PILLOWS ARE SEMI-ATTACHED



K - Knife Edge Back Cushion

☐ K ☐

BACK PILLOWS ARE SEMI-ATTACHED

4

## CHOOSE A BASE OPTION



T - 8.5" Traditional Skirt

☐ ☐ T


U - Upholstered Base\*

☐ ☐ U

\*#2N BRASS NAIL TRIM STANDARD WHEN ORDERED IN LEATHER

## PORTFOLIO 9000 SERIES



### 9031PRBU POWER LEFT ARM FACING RECLINER SOFA

H39 W80 D39  
Arm H25 Seat H20 D20  
Overall Layout: 59"  
Nail Trim: #2N Standard

### 9032PRBU POWER RIGHT ARM FACING RECLINER SOFA

H39 W80 D39  
Arm H25 Seat H20 D20  
Overall Layout: 59"  
Nail Trim: #2N Standard

### 9028XBU WEDGE

H39 W69 D 39  
Seat H20 D20  
Nail Trim: #2N Standard

OPTIONS SHOWN:  
Arm: R-Rolled  
Back: B-Box Back  
Base: U-Upholstered



### 9030PTBU ZERO WALL POWER RECLINER SOFA

H39 W86 D39  
Arm H25 Seat H20 W20 D20  
Wall Clearance: 0"  
Overall Layout: 59"  
Semi-Attached Back

OPTIONS SHOWN:  
Arm: T-Track  
Back: B-Box Back  
Base: U-Upholstered



**9021P POWER LEFT ARM FACING  
RECLINER LOVESEAT**

H39 W80 D39  
Arm H25 Seat H20 D20  
Overall Layout: 59"

**9022P POWER RIGHT ARM FACING  
RECLINER LOVESEAT**

H39 W80 D39  
Arm H25 Seat H20 D20  
Overall Layout: 59"

**9028XBU WEDGE**

H39 W69 D 39  
Seat H20 D20

OPTIONS SHOWN:

Arm: T-Track  
Back: B-Box Back  
Base: U-Upholstered



**L9030PSBU ZERO WALL  
POWER RECLINER SOFA**

H39 W86 D39  
Arm H25 Seat H20 W20 D20  
Wall Clearance: 0"  
Overall Layout: 59"  
Semi-Attached Back

OPTIONS SHOWN:

Arm: S-Sock  
Back: B-Box Back  
Base: U-Upholstered



**9010PRKU ZERO WALL  
POWER RECLINER CHAIR**

H39 W42 D39  
Arm H25 Seat H20 W20 D20  
Wall Clearance: 0"  
Overall Layout: 59"  
Semi-Attached Back

OPTIONS SHOWN:

Arm: R-Rolled  
Back: K-Knife Edge Back  
Base: U-Upholstered

# Sleeper Sofas



FULLY CLOSED



FULLY OPENED



Leather



Fabric



Sleeper



OPTIONS AVAILABLE

The designers at MotionCraft® have developed the most comfortable and durable sleeper available today. Available in queen, full, and single with mattress options.

STANDARDS:

**Wall Clearance:** 0 inches

**Standard Finish:** Brown Mahogany

**Standard Release:** Fold-Out

**Standard Mattress:** Noted by style #



VIEW ALL SLEEPER  
SOFAS ONLINE





31350 TAYLOR QUEEN SIZE SLEEPER  
See page 42



#### Mechanism

Double Locking TV Headrest - provides added comfort while lounging or watching TV by raising the upper body.

**All Tubular Frame Construction & Dual One Piece Tubular Legs** - provide enhanced stability and strength by allowing the unit to be operated from the center and side position.

**Extended Deck Coverage** - the polypropylene decking is designed to extend beyond the metal frame and linkage parts eliminating any metal to upholstery contact.

**Seat Support Wires** - provides support while sleeping, plus adding durability to the overall unit. Support wires also give the quality feel of stationary seating.

**Standard base on 36535 and 8000 Series**



Real bed pillow-top mattress with ticking fabric

Queen, Full and Single sizes available

Passed Hexagonal Roll and Cornell testing usually reserved for static mattresses

No PUMPS and no CREASES to contend with

Heavy duty mechanism exceeds GSA standards

Eliminates "Bar in the back" experience

Cozy Foot Strut innovation reduces breakage at foot of bed

Supports the weight of 3 average adults

**Standard on Taylor Series (31150, 31250, 31350) and 32350**



LEARN MORE ABOUT  
SLEEPER OPTIONS  
ONLINE



#### Mattress

5" Interspring mattress is standard.

Air Dream mattress is available for an upcharge.

+ indicates styles available with optional Air Dream mattress.

Queen size mattress 60" x 73" - standard in sleep sofas.

Twin size mattress 40" x 73" - standard in sleep loveseats.

KINGSDOWN's exclusive SLEEP IN MATTRESS INNER ROLL construction makes this the ideal innerspring mattress made for sleep sofa use. The Kingsdown Sleep In Mattress is the standard by which others are judged.

**Luxurious comfort** - cover is INNER ROLL quilted to thick layer of Kingsdown quality foam.

**Allergy Free** - Exclusive Flexatron is a blend of all man made fibers, thermally bonded in an oven at over 400 F providing an environmentally friendly and hypoallergenic padding material.

**Mildew resistant and odor free** - unlike raw cotton materials which is a natural medium for bacteria growth and retains moisture, FLEXATRON will not host mildew or odors.

**Longer life and more support** - inner spring units are totally oven tempered giving the units "memory". The units have resiliency which provides longer lasting performance.

**No coil feel** - FLEXATRON insulation is thermally bonded for permanent shaping, wrapping the inner-spring unit, hugging the edges so it can never shift, lump or bunch. This application eliminates pocketing of insulation.

**Improved seating comfort when used as a sofa** - Exclusive INNER ROLL construction with channel quilting prevents bunching, easier to fold flatter and store away.

**Environmentally friendly mattress** - engineered with all man made fibers and CFC-free foam cushion material does not produce fluorocarbons which are damaging to the environment.

**Securely locked cover and insulation** - Flanging and hog ringing locks cover and cushioning into place. This INNER LOK process prevents bunching and traveling.

**Standard mattress on 36535 and 8000 series**



#### Air Dream Mattress

Air over coil technology creates a sleep surface with the comfort and support that rivals premium mattresses.

Operates with a lightweight, convenient, handheld, quick fill electric pump (included). Air Dream mattress inflates in 45 seconds, deflates in 30 seconds.

**Optional mattress upcharge on 36535 and 8000 Series**



SINGLE

**Mattress Specifications**

	Width	Length
Queen	60"	77"
Full	54"	77"
Single	33"	77"



FULL



QUEEN

## SLEEPER SOFAS



Fabric



Sleeper



### 31150 TAYLOR SINGLE SLEEPER

H37 W46 D37

Inside: H20 W34 D19

Wall Clearance: 0"

Total Layout: 81"

Loose Pillow Back

Standard Throw Pillows: (2) #21 WR

Standard Mattress: Cozy CZ Single

Mattress Size: Single 33 x 77 x 8½"



Fabric



Sleeper



### 31250 TAYLOR FULL SIZE SLEEPER

H37 W69 D37

Inside: H20 W57 D19

Wall Clearance: 0"

Total Layout: 81"

Loose Pillow Back

Standard Throw Pillows: (2) #21 WR

Standard Mattress: Cozy CZ Full

Mattress Size: Single 54 x 77 x 8½"



Fabric



Sleeper



### 31350 TAYLOR QUEEN SIZE SLEEPER

H37½ W80 D37

Inside: H20 W68 D19

Wall Clearance: 0"

Total Layout: 81"

Loose Pillow Back

Standard Throw Pillows: (2) #21 WR

Standard Mattress: Cozy CZ Queen

Mattress Size: Single 60 x 77 x 8½"





Fabric



Sleeper

**32350 BROOKE QUEEN SIZE SLEEPER**

H37 W76 D37

Inside: H20 W60 D19

Wall Clearance: 0"

Total Layout: 76"

Loose Pillow Back

Standard Throw Pillows: (2) #21 WR

Standard Mattress: Cozy CZ Queen

Mattress Size: Single 60 x 77 x 8½"



Fabric



Sleeper

Air Dream System  
Air Over Coil Technology**36535 HAMPTON QUEEN SLEEP SOFA**

H38 W78 D37

Arm H25 Seat H19 D20

Wall Clearance: 0"

Total Layout: 76"

Semi-Attached Back

Standard Throw Pillows: (2) #21 WR

(Fabric version only)

Standard Mattress: 60 x 72 x 5"

Kingsdown Innerspring Mattress

Upgrade available to AirDream Mattress

TV Headrest Standard



8035RWS SWEET DREAMS QUEEN SOFA SLEEPER  
8015TBP SWEET DREAMS TWIN CHAIR & 1/2 SLEEPER  
See page 48

Multiple Sleeper Options: sleeper units that combine comfort with function and fashion.

### 3 SLEEPER SIZES



**QUEEN SLEEPER** Queen Sleeper Sofa



**FULL SLEEPER** Full Sleeper Sofa



**TWIN SLEEPER** Twin Chair & 1/2 Sleeper.

### 4 EASY STEPS

1

CHOOSE FROM MULTIPLE FRAME STYLES

2

SELECT AN ARM STYLE

3

CHOOSE A CUSHION TREATMENT

4

CHOOSE A LEG OPTION



VIEW SWEET DREAMS  
8000 SERIES ONLINE





FIRST FOUR DIGITS  
INDICATE THE FRAME



**Example:** 8035MWP =

Queen Sofa Sleeper, M-Modified Track Arm, W-Welted Trim Cushion, P-Peg Leg

**Standard Finish:** Brown Mahogany

**Standard Release:** Fold-Out

**Standard Mattress:** Kingsdown Innerspring Mattress

Air Dream Mattress available as upcharge

1

CHOOSE QUEEN, FULL, TWIN SLEEPER & RECLINER

8035-□□□

QUEEN SOFA SLEEPER

H37 W86\* D38  
Inside: W69 Seat H19 D20  
Standard with (2) #21 WR Pillows  
60 x 72 x 5" Kingsdown  
Innerspring Mattress  
TV Headrest Standard

\* "T" Track Arm and  
"M" Modified Arm Styles are 80" Width

8025-□□□

FULL SOFA SLEEPER

H37 W76\* D38  
Inside: W60 Seat H19 D20  
Standard with (2) #21 WR Pillows  
53 x 72 x 5" Kingsdown  
Innerspring Mattress  
TV Headrest Standard

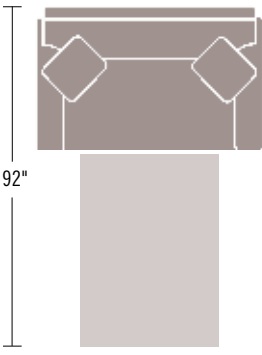
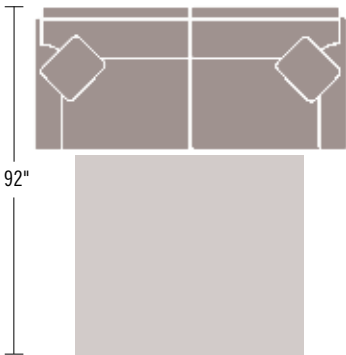
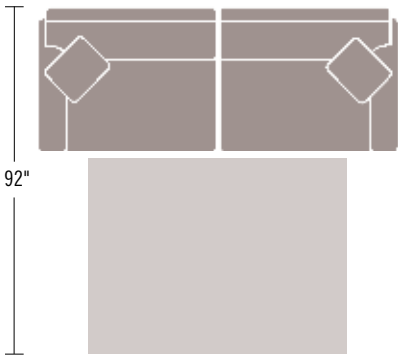
\* "T" Track Arm and  
"M" Modified Arm Styles are 72" Width

8015-□□□

TWIN CHAIR & 1/2 SLEEPER

H37 W55\* D38  
Inside: W36 Seat H19 D20  
Standard with (2) #21 WR Pillows  
32 x 72 x 5" Kingsdown  
Innerspring Mattress  
TV Headrest Standard

\* "T" Track Arm and  
"M" Modified Arm Styles are 49"



Traditional At Its Best

Traditional seating that doubles as a sleeper for the overnight guest. The 8000 Series Sweet Dreams Sleeper Sofa comes standard with a Kingsdown brand premium 5" innerspring mattress. For the ultimate in relaxation, step up to the Air Dream Ultra mattress which is an available upgrade for this style. The Cozy mattress is not an option for this style.

Leggett & Platt  
INCORPORATED

Air Dream™ Ultra  
Sofa Sleeper System  
Air Over Coil Technology

KINGSDOWN®  
HANDCRAFTED MATTRESSES SINCE 1904

2

## CHOOSE FROM FOUR DIFFERENT ARM STYLES



M - Modified Track Arm\*

80 ☐ ☐ - ☐ M ☐ ☐

T - Track Arm\*

80 ☐ ☐ - ☐ T ☐ ☐

R - Rolled Sock Arm

80 ☐ ☐ - ☐ R ☐ ☐

N - Notched Roll Arm

80 ☐ ☐ - ☐ N ☐ ☐

\* "M" Modified and "T" Track Arm are 6" Overall Shorter than Roll and Notch Arm

3

## CHOOSE FROM TWO CUSHION TREATMENTS



W - Weltd Trim

80 ☐ ☐ - ☐ W ☐

B - Baseball Stitch Trim (No Welt)

80 ☐ ☐ - ☐ B ☐

4

## CHOOSE FROM TWO LEG OPTIONS



S - Saber Leg

80 ☐ ☐ - ☐ S ☐

P - Peg Leg

80 ☐ ☐ - ☐ P ☐



Leather



Fabric



Sleeper



### 8025TBP FULL SLEEPER

H37 W72\* D38

Inside: W60 Seat H19 D20

Semi-Attached Back

Throw Pillows: (2) #21 WR

(Fabric version only)

53 x 72 x 5" Kingsdown

Innerspring Mattress

TV Headrest Standard

\* "R" Rolled Sock Arm and  
"N" Notched Roll Arm Styles  
are 76" Width

OPTIONS SHOWN:

T-Track Arm

B-Baseball Stitch Cushion

P-Peg Leg



Leather



Fabric



Sleeper



### 8035MWP QUEEN SLEEPER

H37 W80\* D38

Inside: W69 Seat H19 D20

Semi-Attached Back

60 x 72 x 5" Kingsdown

Innerspring Mattress

TV Headrest Standard

\* "R" Rolled Sock Arm and  
"N" Notched Roll Arm Styles  
are 86" Width

OPTIONS SHOWN:

M-Modified Track Arm

W-Welted Cushion

P-Peg Leg





**8035RWP QUEEN SLEEPER**

H37 W86\* D38  
 Inside: W69 Seat H19 D20  
 Semi-Attached Back  
 Standard Throw Pillows:  
 (2) #21 WR  
 (Fabric version only)  
 60 x 72 x 5" Kingsdown  
 Innerspring Mattress  
 TV Headrest Standard

\* "T" Track Arm and  
 "M" Modified Arm Styles are 80" Width

OPTIONS SHOWN:  
 R—Rolled Sock Arm  
 W—Welted Cushion  
 P—Peg Leg

**8015TBP CHAIR & 1/2 TWIN SLEEPER**

H37 W55\* D38  
 Inside: W36 Seat H19 D20  
 Semi-Attached Back  
 Standard Throw Pillows: (2) #21 WR  
 (Fabric version only)  
 32 x 72 x 5" Kingsdown  
 Innerspring Mattress  
 TV Headrest Standard

\* "T" Track Arm and  
 "M" Modified Arm Styles are 49"

OPTIONS SHOWN:  
 T—Track Arm  
 B—Baseball Stitch Cushion  
 P—Peg Leg

# Home Theater



Leather



Fabric



Powered



MySeat

OPTIONS AVAILABLE



VIEW ALL HOME THEATER  
OPTIONS ONLINE

The configurations are endless, and with the traditional and transitional designs, you can build a room that the whole family and friends can enjoy. Design a straight row, curved row or individual seating configuration. From the many functional pieces available you can build stadium seating with as many seats as the room allows.

STANDARDS:

**Wall Clearance:** 0 inches

**Standard Finish:** Brown Mahogany

**Standard Release:** Button

**Only available in Power**



ONE MOTOR RECLINER MECHANISM



LIGHTED CUP HOLDER  
REMOVABLE CUP INSERTS



STAINLESS STEEL  
REMOVABLE FOR CLEANING -  
STANDARD ON 301 SERIES ONLY.



POWER CONNECTING CONSOLES  
FEATURE LIGHTED POWER-CONTROL  
CUP HOLDERS WITH USB PORTS  
AND STORAGE COMPARTMENT.  
STANDARD ON 70/71 SERIES.



L7081PTB NICHOLAS HOME THEATER POWER LEFT SIDE FACING RECLINER  
L70098 BARRY HOME THEATER CONNECTING CONSOLE (2)  
L7017PXB NICHOLAS HOME THEATER POWER ARMLESS SNUGLER RECLINER  
L7082PTB NICHOLAS HOME THEATER POWER RIGHT ARM FACING RECLINER  
See page 54











**7011PTB Nicholas**  
**Left Arm Power Recliner**  
H41 W31 D37



**7016PTB Nicholas**  
**Armless Power Recliner**  
H41 W25 D37



**7012PTB Nicholas**  
**Right Arm Power Recliner**  
H41 W31 D37



**70098 Barry**  
**Home Theater**  
**Connecting Console**  
H26 W15 D36



Leather



Fabric



Powered



MySeat

Arm H25 Seat H20 D20  
Semi-Attached Back  
Standard Throw Pillows: (2) #21 WR (Fabric Only)  
Wall Clearance: 4"

OPTIONS SHOWN:  
Mechanism: P-Power  
Arm: T-Track  
Back: B-Box Back

Available with arm and back options  
in Nicholas/Alexander program  
(see pages 24-25 for tearsheet)



AS SHOWN:  
7011PTB NICHOLAS LEFT ARM POWER RECLINER  
70098 BARRY HOME THEATER CONNECTING CONSOLE  
7016PTB NICHOLAS ARMLESS POWER RECLINER (2)  
70098 BARRY HOME THEATER CONNECTING CONSOLE  
7012PTB NICHOLAS RIGHT ARM POWER RECLINER



AS SHOWN:  
 20910P MONTETRAY POWER RECLINER  
 70098 BARRYHOME THEATER CONNECTING CONSOLE  
 20910P MONTETRAY POWER RECLINER  
 70098 BARRYHOME THEATER CONNECTING CONSOLE  
 20910P MONTETRAY POWER RECLINER



**20910P Montetray  
Power Recliner**  
 H39 W34 D39



**70098 Barry  
Home Theater  
Connecting Console**  
 H26 W15 D36



**70099 Benjamin  
Home Theater  
Connecting Wedge**  
 H26 W15/22 D36



Leather



Fabric



Powered



MySeat

Arm H26 Seat H20 D20  
 Wall Clearance: 0"  
 Total Layout: 59"  
 Semi-Attached Back

Available with either console,  
 see pages 52-53.



AS SHOWN:  
 30173P OAK PARK STRAIGHT LAF POWER RECLINER CHAIR  
 30172P OAK PARK POWER RECLINER CHAIR  
 30176P OAK PARK STRAIGHT RAF POWER RECLINER CHAIR



**30172P Oak Park  
Power Recliner Chair**  
 H38 W38 D38



**30173P Oak Park  
Left Arm Facing  
Power Recliner Chair**  
 H38 W31 D38



**30176P Oak Park  
Right Arm Facing  
Power Recliner Chair**  
 H38 W31 D38



Leather



Fabric



Powered































MySeat

Wall Clearance: 0"  
 Total Layout: 59"  
 Removable Stainless Steel  
 Cupholders Standard  
 (Optional Black Cupholders  
 Available at No Charge)






NOTE: POWER CUP HOLDERS ARE NOT  
 AVAILABLE ON CLASSIC HOME THEATER  
 SERIES 209 AND 301.



## NAIL TRIM OPTIONS

Finish	Size	#0	#1	#2	#3	#4
A-ANTIQUE						
		#0-A	#1-A	#2-A	#3-A	#4-A
AB-ANTIQUE BLACK						
		#0-AB	#1-AB	#2-AB	#3-AB	#4-AB
BB-BRIGHT BRASS						
		#0-BB	#1-BB	#2-BB	#3-BB	#4-BB
BZ-BRONZE						
		#0-BZ	#1-BZ	#2-BZ	#3-BZ	#4-BZ
FN-FRENCH NATURAL						
		#0-FN	#1-FN	#2-FN	#3-FN	#4-FN
G-GOLD						
		#0-G	#1-G	#2-G	#3-G	#4-G
GM-GUN METAL						
		#0-GM	#1-GM	#2-GM	#3-GM	#4-GM
N-NATURAL						
		#0-N	#1-N	#2-N	#3-N	#4-N
NN-BLACK NICKEL						
		#0-NN	#1-NN	#2-NN	#3-NN	#4-NN

**Note:** The #0 nail is only available spaced.

Finish	Size	#0	#1	#2	#3	#4
OB-OLD BRASS						
		#0-OB	#1-OB	#2-OB	#3-OB	#4-OB
OX-OXFORD						
		#0-OX	#1-OX	#2-OX	#3-OX	#4-OX
P-PLATINUM						
		#0-P	#1-P	#2-P	#3-P	#4-P
PN-POLISHED NICKEL						
		#0-PN	#1-PN	#2-PN	#3-PN	#4-PN
V-VINTAGE						
		#0-V	#1-V	#2-V	#3-V	#4-V

Note: Colors shown may vary from actual nail finishes due to printing process. #0 = approx. 5/16"  
Nails pictured here are not actual size. Actual nail sizes are:

#2 = approx. 5/8"  
#3 = approx. 3/4"

#4 = approx. 1"

## CUSHIONS



### SPRING-FORTREL

This no charge seat cushion option is a combination of individually wrapped coil springs encased in a premium high density urethane foam core which is wrapped with polyester fiber and encased in a woven down proof fabric ticking. This cushion choice offers maximum durability and resiliency.



### HR-UD

cushions are a combination of premium urethane foam with polyester fibers encased in ticking. This cushion is STANDARD on all Motioncraft styles unless otherwise specified.

SOFT & RELAXED

FIRM & TAILORED



VIEW NAIL  
TRIM ONLINE

## CUSTOM LINE WOOD FINISHES

---



ANTIQUE  
FRUITWOOD



ANTIQUE PECAN



ANTIQUE WALNUT



ASPEN



BARLEY



BISTRO



BLACK



BLACK NICKEL



BONE



BRITTANY



BROWN MAHOGANY



BURNISHED  
ANTIQUE



CAFÉ




CAMBRIDGE



CAROB BROWN



CHARLTON



COFFEE



DUSK



EBONY



ETON



GRANITE



GREYSTONE



GUILD



HEMP



LINEN



MAHOGANY



MALABAR



MINK



MODERN ELM



NORMANDY



NUTMEG



SLATE



SOHO



STONE



SUGAR



WINCHESTER



WINTER WHITE



VIEW ALL MOTIONCRAFT  
FINISHES ONLINE



5060 RETRO RECLINER

See page 14



## VISUAL INDEX

## CHAIRS



**1002 Logan Recliner**  
H43 D30 D36  
Page 8



**1003 Douglas Recliner**  
H43 W38 D40  
Page 8



**1220 Austin Recliner**  
H45 D40 D43  
Page 8



**1280 Houston Recliner**  
H45 W39 D40  
Page 8



**1650 Wright Recliner**  
H40 W32 D43  
Page 8



**1660 Truman Recliner**  
H40 W34 D40  
Page 8



**1760 Attorney Recliner**  
H43 W34 D38  
Page 9



**1769 Berlin Recliner**  
H45 W41 D37  
Page 9



**1810 Jackson Recliner**  
H41 W37 D42  
Page 9



**1887 Greenwich Recliner**  
H43 W34 D37  
Page 9



**20910P Monterey  
Zero Wall Power Recliner**  
H39 W34 D39  
Page 31, 55



**2110 Marco Recliner**  
H43 W30 D35  
Page 9



**2210 London Recliner**  
H42 W30 D37  
Page 11



**2375 Merino Recliner**  
H39 W29 D40  
Page 11



**2420 Henley Recliner**  
H39 W32 D40  
Page 11



**2510 Belmont Recliner**  
H44 W33 D38  
Page 11



**2610 Kiawah Recliner**  
H44 W33 D38  
Page 11



**3370 Georgetown  
Recliner**  
H43 W31 D42  
Page 11



**3371 Charleston Recliner**  
H43 W31 D42  
Page 13



**3750 Dublin Recliner**  
H44 W38 D30  
Page 13

## VISUAL INDEX

### CHAIRS



**3760 Martini Recliner**  
H43 W38 D30  
Page 13



**3780P Beaufort Zero Wall Power Recliner**  
H42 W34 D47  
Page 31



**3920 Bradley Recliner**  
H40 W30 D35  
Page 13



**4205 Emerson Recliner**  
H41 W38 D30  
Page 13



**4205EP Emerson Power Recliner with Headrest Extension**  
H41 W38 D30  
Page 13



**44 Commerce Series Configurable Recliner**  
H45 W33 D38  
Page 16



**5060 Retro Recliner**  
H42 W28 D36  
Page 14



**5610 Urban Swivel Recliner**  
H43 W31 D36  
Page 14



**5620 Soho Recliner**  
H43 W36 D36  
Page 14



**6007 Harrison Power Recliner**  
H43 W32 D37  
Page 14



**6651P Metro Wall Hugger Recliner**  
H42 W36 D37  
ALSO AVAILABLE:  
**6671P Metro Power Glider Recliner**  
**6672P Metro Power Swivel Glider Recliner**  
Page 20



**7051PSB Nicholas Wall Hugger Recliner**  
H41 W38 D37  
ALSO AVAILABLE:  
**7071P Nicholas Glider Power Recliner**  
**7072P Nicholas Swivel Glider Power Recliner**  
Page 20



**7151PRK Alexander Power Wall Hugger Recliner**  
H41 W38 D37  
Page 20



**75051P Misty Power Wall Hugger Recliner**  
H41 W37 D41  
ALSO AVAILABLE:  
**75071P Misty Glider Power Recliner**  
**75072P Misty Swivel Glider Power Recliner**  
Page 20



**7510 Hunter Recliner**  
H42 W32 D39  
Page 14

## VISUAL INDEX

## CHAIRS



**7520 Montauk Recliner**  
H44 W38 D33  
Page 14



**75551P Cathy Power Wall Hugger Recliner**  
H38 W32 D38

ALSO AVAILABLE:  
**75571P Cathy Glider Power Recliner**  
**75572P Cathy Swivel Glider Power Recliner**  
Page 21



**76051P Tristan Power Wall Hugger Recliner**  
H41 W33 D39

ALSO AVAILABLE:  
**76071P Tristan Power Glider Recliner**  
**76072P Tristan Power Swivel Glider Recliner**  
Page 21



**9010PSBU Portfolio Zero Wall Power Recliner**  
H39 W42 D39  
Page 31

## HOME THEATER



**20910P Monterey Power Recliner Chair**  
H39 W34 D39  
Page 55



**30172P Oak Park Power Recliner Chair**  
H38 W38 D38  
**30173P Oak Park Left Arm Facing Power Recliner Chair**  
H38 W31 D38  
**30176P Oak Park Right Arm Facing Power Recliner Chair**  
H38 W31 D38  
Page 55



**Nicholas/Alexander Series**  
Page 22



## VISUAL INDEX

### SOFAS & SLEEPER SOFAS



**31150 Taylor Single Sleeper**  
H37 W46 D37  
Page 42



**31250 Taylor Full Size Sleeper**  
H37 W69 D37  
Page 42



**31350 Taylor Queen Size Sleeper**  
H37½ W80 D37  
Page 42



**32350 Brooke Queen Size Sleeper**  
H37 W76 D37  
Page 43



**36535 Hampton Queen Sleep Sofa**  
H38 W78 D37  
Page 43



**66030P Metro Dual Power Reclining Sofa**  
H42 W82 D38  
**66020P Metro Dual Power Reclining Loveseat**  
H42 W60 D38  
Page 21



**70/71 Nicholas/Alexander Series**  
Page 22



**8000 Sweet Dreams Sofa Series**  
Page 44



**9000 Portfolio Series**  
Page 32

### SECTIONALS



**70 Nicholas Series**  
Page 22



**71 Alexander Series**  
Page 22



**9000 Portfolio Series**  
Page 32

## NUMERICAL INDEX

Alexander Series .....	Page 22	4205 Emerson Recliner .....	Page 13
Nicholas Series .....	Page 22	4205EP Emerson Power Recliner	
1002 Logan Recliner .....	Page 8	with Headrest Extension .....	Page 13
1003 Douglas Recliner .....	Page 8	44 Commerce Series Configurable Recliner .....	Page 16
1220 Austin Recliner .....	Page 8	5060 Retro Recliner .....	Page 14
1280 Houston Recliner .....	Page 8	5610 Urban Swivel Recliner .....	Page 14
1650 Wright Recliner .....	Page 8	5620 Soho Recliner .....	Page 14
1660 Truman Recliner .....	Page 8	6007 Harrison Power Recliner .....	Page 14
1760 Attorney Recliner .....	Page 9	66030P Metro Dual Power Reclining Sofa .....	Page 21
1769 Berlin Recliner .....	Page 9	66020P Metro Dual Power Reclining Loveseat .....	Page 21
1810 Jackson Recliner .....	Page 9	6651P Metro Wall Hugger Recliner .....	Page 20
1887 Greenwich Recliner .....	Page 9	6671P Metro Power Glider Recliner .....	Page 20
20910P Monterey Power Recliner Chair .....	Page 55	6672P Metro Power Swivel Glider Recliner .....	Page 20
20910P Monterey Zero Wall Power Recliner .....	Page 55	7000 Nicholas Series .....	Page 22
2110 Marco Recliner .....	Page 9	70098 Barry Home Theater Connecting Console .....	Page 25
2210 London Recliner .....	Page 11	70099 Benjamin Home Theater Connecting Wedge .....	Page 25
2375 Merino Recliner .....	Page 11	7051PSB Nicholas Wall Hugger Recliner .....	Page 20
2420 Henley Recliner .....	Page 11	7151PRK Alexander Power Wall Hugger Recliner .....	Page 20
2510 Belmont Recliner .....	Page 11	7100 Alexander Series .....	Page 22
2610 Kiawah Recliner .....	Page 11	75051P Misty Power Wall Hugger Recliner .....	Page 20
30172P Oak Park Power Recliner Chair .....	Page 55	75071P Misty Power Glider Recliner .....	Page 21
30173P Oak Park Left Arm Facing Power Recliner Chair ...	Page 55	75072P Misty Power Swivel Glider Recliner .....	Page 21
30176P Oak Park Right Arm Facing Power Recliner Chair ...	Page 55	7510 Hunter Recliner .....	Page 14
31150 Taylor Single Sleeper .....	Page 42	7520 Montauk Recliner .....	Page 14
31250 Taylor Full Size Sleeper .....	Page 42	75551P Cathy Power Wall Hugger Recliner .....	Page 21
31350 Taylor Queen Size Sleeper .....	Page 42	75571P Cathy Power Glider Recliner .....	Page 21
32350 Brooke Queen Size Sleeper .....	Page 43	75572P Cathy Power Swivel Glider Recliner .....	Page 21
3370 Georgetown Recliner .....	Page 11	76051P Tristan Power Wall Hugger Recliner .....	Page 21
3371 Charleston Recliner .....	Page 13	76071P Tristan Power Glider Recliner .....	Page 21
36535 Hampton Queen Sleep Sofa .....	Page 43	76072P Tristan Power Swivel Glider Recliner .....	Page 21
3750 Dublin Recliner .....	Page 13	8000 Sweet Dreams Sofa Series .....	Page 44
3760 Martini Recliner .....	Page 13	9000 Portfolio Series .....	Page 32
3780P Beaufort Zero Wall Power Recliner .....	Page 31	9010PSBU Portfolio Zero Wall Power Recliner .....	Page 31
3920 Bradley Recliner .....	Page 13		

# MOTIONCRAFT

---

A Sherrill Furniture Company